

Fully programmable web-enabled I/O controller for IIoT and industrial automation applications

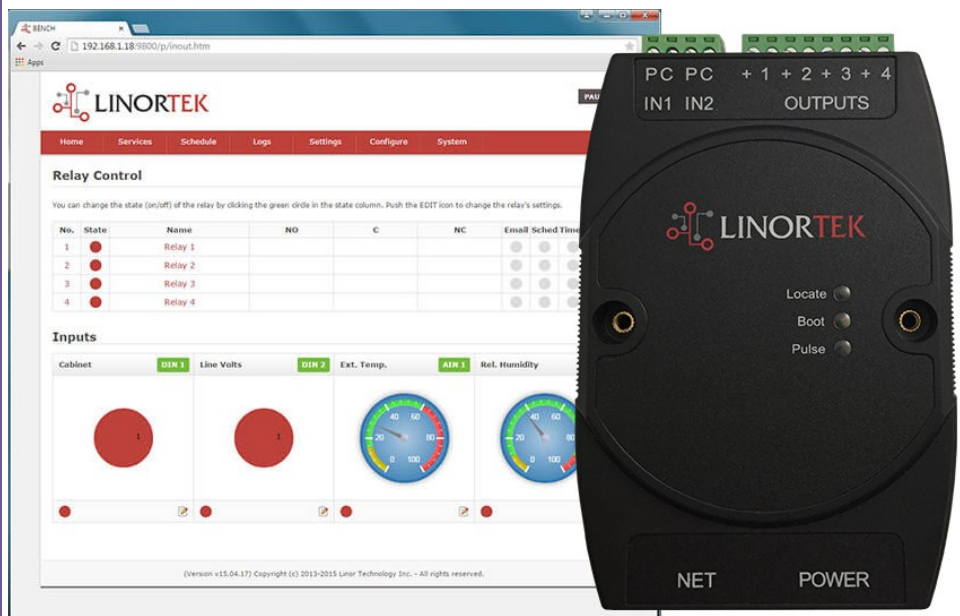
Features

- ◇ **Configure:** Web-based software, configure the system from a web browser
- ◇ **Install:** Power the unit and connected I/O with POE or 5-48VDC
- ◇ **Program:** Up to 32 Condition-logic task builder providing you with the ultimate control and monitoring solution for your project.
- ◇ **Communicate:** The Peer-to-Peer communication (P2P) function eliminating the need for long run wiring and a centralized administrative system.
- ◇ **Integrate:** Data can be integrated to existing systems with JSON, RESTful API or MQTT

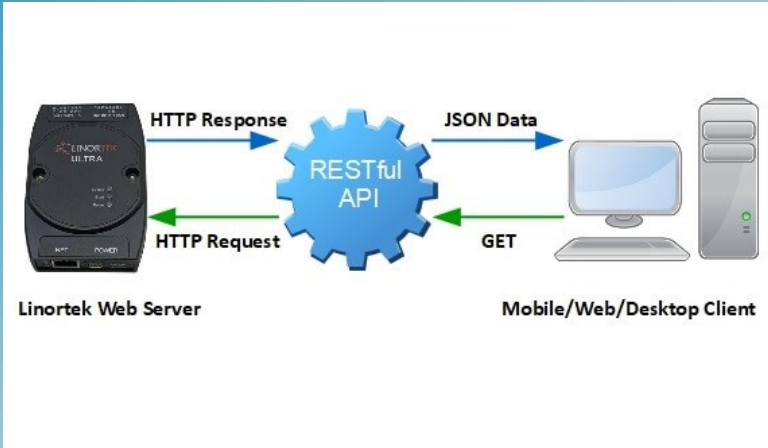
Learn more at: www.linortek.com

The Linortek Ethernet I/O controller is a web SERVER, it's built on standard TCP/IP platform with a built-in web server that you can access, control and monitor your equipment over the network from a web browser. No add-on software to install, no special programming skills required.

Using relay switched outputs, opto-isolated digital inputs and analog inputs, you can upgrade any stand-alone physical hardwired equipment to a network/Internet enabled product for remote control and data acquisition with Linortek Ethernet I/O Controller.



Advantages & Applications



◇ All-in-One System

Hardware & software for installation and operation are included, no 3rd party server and no monthly fees.

◇ Easy-to-Deploy

Powered by POE or 5-48VDC, DINRail or panel mount, removeable or pluggable terminal block for easy installation

◇ Easy-to-Configure

Browser-based setup. With the condition-logic task builder, you can create custom logic with no scripting required

◇ Data Security

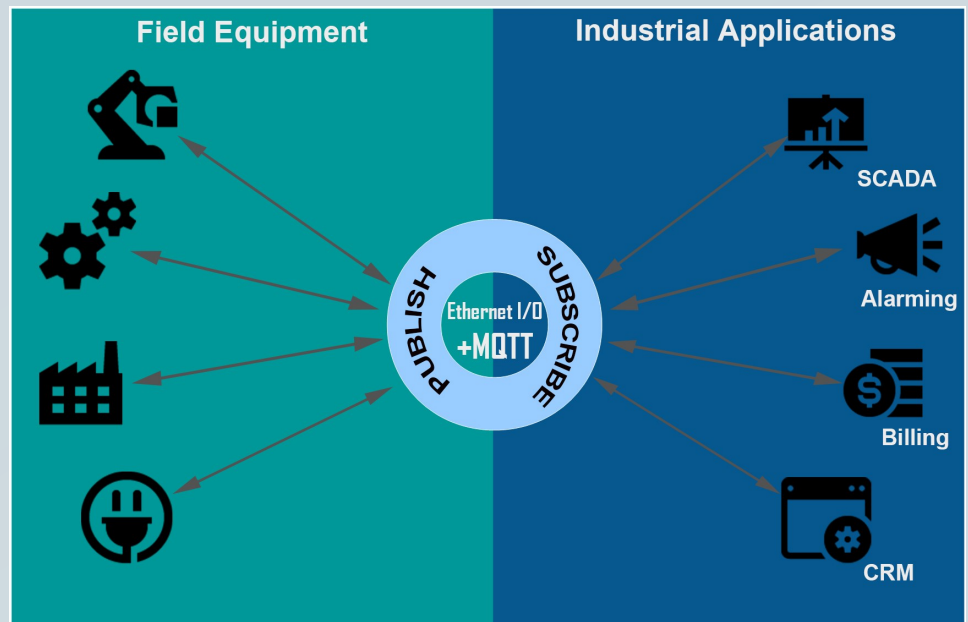
Hardware-based encryption, supports HTTPS connections, account authentication, TLS encryption

◇ Data Integration

Collected data can be integrated to a 3rd party software/system using XML, JSON, RESTful API or the MQTT protocol

Applications

The Linortek Ethernet I/O controller is built-on standard TCP/IP product platform with a built-in server. Using relay outputs, digital inputs and analog inputs, making the Linortek device a great fit for literally thousands of applications. Whether you are looking for a simple device to remote reboot your equipment to save a trip, schedule a timed alert system from the web, remote monitoring temperature in a cooler, commercial freezer, or a solution to collect runtime data for preventative maintenance for hundreds of machinery, Linortek has the solutions.



Learn more at www.linortek.com/ethernet-i-o-controller/

Linortek Ethernet I/O Controller Technical Specifications

Model		Ultra 300	Koda 200	Koda 100	Fargo R4ADI	Fargo R4DI	Fargo R8
Web Server	Built-in software	√	√	√	√	√	√
	Monitor data/status from web browser	√	√	√	√	√	√
Network Connectivity	Ethernet Port: 10/100Base-TX POE	√	√	√	√	√	×
	Ethernet Port: 10/100Base-TX NIC	×	×	×	×	×	√
Configuration	From web browser	√	√	√	√	√	√
Relay Output	Dry contact, signal relay,2 Form C, 1A @ 30VDC	2	0	0	0	0	0
	Dry contact, signal relay,2 Form C, 2A @ 30VDC	0	4	0	0	0	0
	Dry contact: 1 Form A 48VAC@10A Max	0	0	2	0	0	0
	Dry contact, 1 Form C 48 Volt Max (12VDC/5A, 24VAC/DC 3A)	0	0	0	4	4	0
	Dry contact, 1 Form C 48 Volt Max (5A@NO, 3A@NC)	0	0	0	0	0	8
Digital Input	Isolated mode (ISO): 5-24VDC @30mA max, PULL UP mode (PU): Used with a switch	2	2	2	4	4	0
Analog Input	Isolated 2-wire input: voltage: 5V or current 4-20mA	2	0	0	4	0	0
	3.5mm stereo input for current sensor	0	0	0	2	0	0
	Temperature & humidity sensor input	1	1	1	0	0	0
Data Storage	Internal storage capacity: 16MBIT	√	√	√	√	√	√
Alarms	Condition: within or outside range	√	√	√	√	√	√
	Delay: optional time period	√	√	√	√	√	√
Data Report	User settable interval	√	√	√	√	√	√
Data Integration	RESTful API	√	√	√	√	√	√
	MQTT	√	×	×	×	×	×
	JSON	√	√	√	√	√	√
Security Protocols	TLS, SSL	√	×	×	×	×	×
Network Services	DHCP, DNS, TCP/IP (IPv4), UDP, HTTPs	√	√*	√*	√*	√*	√*
Firmware Updates	Bootloader app through TCP/IP	√	√	√	√	√	√
Power Input	12-48VDC	√	√	√	√	√	√
	POE	√	√	√	√	√	×
Power Consumption	70mA	√	√	√	√	√	√
Accessories	12VDC Power supply	√	√	√	√	√	√
	RJ45 cable (1M)	√	√	√	√	√	√
	DINRail mount clip	√	√	√	×	×	×
Physical & Environ-ment	DINRail mountable enclosure	70mm x 100mm x 25mm			×		
	Bare board	×			74mm x 100mm x 20mm		
	Working temperature	From 0 to +65 Celsius					
	Storage temperature	From -40 to +125 Celsius					
	Humidity	From 10% to 90% Non-condensing					

* HTTPs is not supported, only HTTP.